

## *Incredible Years® Dina Dinosaur's Social Skills, Problem Solving and Emotional Regulation Curriculum for the Classroom*

### **HOW THE IY EVIDENCE-BASED CHILD CLASSROOM CURRICULUM SUPPORTS COMMON CORE STANDARDS**

The Incredible Years® Dina Dinosaur's Social Skills, Problem Solving, and Emotional Regulation Curriculum for the Classroom (also known as "Dinosaur School" or "Classroom Dina Program") is a year-long program designed to be used in preschool-2nd grades as a universal social skills, problem solving, and emotional regulation curriculum for all students in the classroom. While the program's primary goals are to support children's social and emotional development, we also know that in a classroom environment children's social emotional success, school readiness, and academic success are intertwined and strengths in one area support success in other areas. The IY program is compatible with and can support common core standards. The teachers can use the materials to successfully meet the standards they are working on for the reading and writing, and other core standards, for children in kindergarten, grades one and two.



The following document provides a brief overview of the program contents and methods as well as some specific ways that the curriculum supports the common core goals for literature, foundational skills, listening, reading, and writing.

The contents and objectives of Dinosaur School are outlined on pages 8–9. Small group activities are described on pages 10–29, outlining whether they address reading, writing, communication, and social/emotional skills. Level 1 refers to preschool and Levels 2 and 3 refers to kindergarten to grade 2.

## Framework For Lessons

The Dinosaur School lessons are designed to be delivered at least twice, and ideally, three times per week throughout the course of an entire school year. Lesson plans are grouped into three developmental levels. Students can begin Dinosaur School in pre-school or kindergarten and then continue the program in first and second grade, progressing through the concepts at more and more complex levels. It is also possible to offer a year-long program in any of those grades, without exposure to the program in prior grades.

### Lesson Format

#### CIRCLE TIME

Each lesson begins with a circle time that introduces a new concept, reviews prior concepts, and engages children in large group learning about each of the topics in the program. Circles are typically 20–30 minutes long, depending on the attention span of the children in the classroom.

These are interactive circles and incorporate the use of *large puppets, video vignettes of children, books, role plays, songs, games, and cue cards*. The puppets are used as peer models for the lesson. They express feelings about different social situations, ask for help solving problems, model good social skills, make mistakes that the children help to solve, and are used in role playing the new skills that children are learning. The puppets provide opportunities for the children to look at situations through the eyes of another person and create empathy for the feelings of others.

In each lesson, teachers also show children 1–3 video vignettes of other children interacting in real home, classroom, and playground situations. Many depict children interacting positively and some show children having difficulties with social interactions. These vignettes are used to trigger discussions and role play practices of appropriate skills. Laminated picture cards with key words are also used to help children learn the main concepts, and children practice rehearsing these words and the sequences of the steps involved.

Teachers read books to students during circle time. Some of these books come with the curriculum and cover key concepts such as listening and focusing in school, making friends, problem solving, and anger management. The curriculum also lists other children's books that have themes related to the main topics in the program.



## SMALL GROUP ACTIVITIES

Following each circle time, students work in small peer groups of 4–5 students to complete an activity that is related to the new content taught in circle time. Teachers circulate around to each group and support and coach the students to work with each other, apply the new concepts, and practice new skills. There are hundreds of activities to choose from and they vary in developmental level and in the type of activity. Activities include teamwork games, teamwork and solo art projects, writing or drawing stories, dictating stories (for non-writers), games designed to promote a particular project, role playing solutions, writing and performing plays, using manipulatives to build or design something.




## PROMOTION OF CONCEPTS

Throughout the rest of the day, teachers promote the new concepts through descriptive comments, coaching, and use of the program materials as visual cues and prompts throughout the classroom.


In the following tables, we outline examples of ways that the curriculum addresses the common core standards. The program consists of *over 60 lessons* and *hundreds of activities at each grade level*, so the list below is only a sample.




	KINDERGARTEN	GRADE 1	GRADE 2
	<i>Circle time and small group activities in Dinosaur School</i>		
<b>READING STANDARDS FOR LITERATURE</b>  	<p>Books or scenarios with social/emotional and problem solving themes are read to the class. Teachers and children discuss the way that characters feel, predict what will happen next, suggest alternate endings to the story, and role play socially appropriate responses. Children discuss the ways that different characters in the story feel and react to the situations (point of view).</p> <p>Scenarios are written to depict common school and home situations such as how to pay attention in school, how to keep trying when something is hard, how to respond to teasing, how to share, take turns, trade, ask, how to ask for help, how to calm down, how to respond to someone else's anger, and how to have a conversation with a friend. Teachers can also tailor the problems presented to match common issues that students have in their own classrooms.</p> <p>All material is presented in picture and text format. Cue cards illustrate key concepts and provide text describing that key concept. Children practice reading the text and associate the new words with the picture. In kindergarten stories and scenarios are read to the children or are acted out with puppets. In first and second grade, teachers read some materials and children read others in small groups.</p>		

<b>COMMON CORE STANDARDS FOR LITERATURE AND INFORMATIONAL TEXT</b> <small>(obtained from: <a href="http://www.core-standards.org/">http://www.core-standards.org/</a>)</small>	<p>With prompting:</p> <ul style="list-style-type: none"> <li>• Ask and answer questions about key details in text</li> <li>• Retell familiar stories with key details</li> <li>• Identify characters, settings, and major events in a story</li> <li>• Ask and answer questions about unknown words</li> <li>• Name author and illustrator</li> </ul>	<ul style="list-style-type: none"> <li>• Ask and answer questions about key details in text</li> <li>• Retell stories, including key details, and demonstrate understanding of central message</li> <li>• Describe characters, settings, and major events in a story, using key details</li> <li>• Identify words or phrases that suggest feelings</li> </ul>	<ul style="list-style-type: none"> <li>• Ask and answer such questions as who, what, where, when, why and how to demonstrate understanding of key details in text.</li> <li>• Recount stories and determine central message, lesson, or moral</li> <li>• Describe how characters respond to major events and challenges</li> </ul>
---	--	---	--

	<b>KINDERGARTEN</b>	<b>GRADE 1</b>	<b>GRADE 2</b>
<b>COMMON CORE STANDARDS FOR LITERATURE AND INFORMATIONAL TEXT CONTINUED</b> (obtained from: <a href="http://www.core-standards.org/">http://www.core-standards.org/</a> )	<ul style="list-style-type: none"> <li>• Use illustrations to understand story</li> <li>• Compare and contrast the experiences of characters in the story.</li> <li>• Actively engaged in group reading activities with purpose and understanding</li> <li>• Describe the connection between two individuals or events in the story</li> </ul>	<ul style="list-style-type: none"> <li>• Identify who is telling the story at various points in a text</li> <li>• Use illustrations and details to describe the character, setting, and events</li> <li>• Compare and contrast the experiences of characters in the story</li> <li>• Describe the connection between two individuals or events in the story</li> </ul>	<ul style="list-style-type: none"> <li>• Acknowledge differences in points of view of characters</li> <li>• Use information gained from the illustrations and print to demonstrate understanding of characters, setting, or plot.</li> </ul>
<b>COMMON CORE STANDARDS FOR FOUNDATIONAL SKILLS</b> (obtained from: <a href="http://www.core-standards.org/">http://www.core-standards.org/</a> )	Know and apply grade-level phonics and word analysis skills in decoding words.	Know and apply grade-level phonics and word analysis skills in decoding words	Know and apply grade-level phonics and word analysis skills in decoding words


	KINDERGARTEN	GRADE 1	GRADE 2
	<i>Circle time and small group activities in Dinosaur School</i>		
<b>WRITING STANDARDS</b> 	<p>Children work in small groups on drawing or writing activities. These activities are guided and supported by a teacher who helps with dictation or writing. Children draw pictures and dictate or write stories that express the way that they feel in a variety of different situations. They draw, dictate, or write about real or hypothetical problems and the solutions that they would use to solve those problems.</p> <p>These activities include: interviewing or writing compliment to peers, writing about their families, creating feeling dictionaries and class books about happy thoughts, and writing and performing plays that involve social problem solving.</p>		
<b>COMMON CORE STANDARDS FOR WRITING</b> (obtained from: <a href="http://www.core-standards.org/">http://www.core-standards.org/</a> )	<ul style="list-style-type: none"> <li>• Use a combination of drawing, dictating and writing to compose informative texts that name what they are writing about and supply some information about the topic</li> <li>• With guidance, respond to questions and suggestions from peers</li> <li>• With guidance, recall information from experiences or gather information to answer a question</li> </ul>	<ul style="list-style-type: none"> <li>• Write informative texts in which they name a topic, supply some facts, and provide a sense of closure</li> <li>• With guidance, respond to questions and suggestions from peers</li> <li>• With guidance, recall information from experiences or gather information to answer a question</li> </ul>	<ul style="list-style-type: none"> <li>• Write informative texts in which they introduce a topic, use facts and definitions to develop points, and provide a conclusion</li> <li>• With guidance, respond to questions and suggestions from peers</li> <li>• Recall information from experiences or gather information to answer a question</li> </ul>
<b>LANGUAGE STANDARDS</b>	<p>The Incredible Years Program does not specifically address the common core written language standards. However, at every grade there are activities (listed page 8-9) that provide opportunities for children to write. During these activities, teachers should emphasize the grade-appropriate common core language standards for grammar, including grammar conventions, punctuation, sentence structure, and word use.</p>		

	KINDERGARTEN	GRADE 1	GRADE 2
	<i>Circle time and small group activities in Dinosaur School</i>		
<b>SPEAKING AND LISTENING STANDARDS</b>  	<p>Circle time and small group activity content focuses on respectful communication styles and following classroom rules. These include taking turns when speaking, listening quietly when someone else is talking, raising a quiet hand to talk. Students practice ignoring distracting behaviors and also learn to think about what behaviors might distract others. They discuss what it means to be respectful members of a classroom and they participate in writing the rules of behaviors for their classroom.</p>		
	<p>Children also learn and practice group entry skills (watch, wait, compliment, ask to play, accept answer), how to make a suggestion, how to suggest a compromise, how to compliment others, how to ask a question, how to respond to a question, how to sustain conversation by showing interest and responding to others.</p>		
	<p>Large group discussions between children, teachers, and a child puppet are a part of each lesson and provide a structured format for children to learn to speak and listen in a group. Small group activities also provide a chance for children to practice asking, listening, responding, taking turns, and sharing.</p>		
<b>COMMON CORE STANDARDS FOR SPEAKING AND LISTENING</b> <small>(obtained from: <a href="http://www.core-standards.org/">http://www.core-standards.org/</a>)</small>	<ul style="list-style-type: none"> <li>• Participate in collaborative conversations with diverse partners about kindergarten topics with peers and adults in small and larger groups.</li> <li>• Follow agreed upon rules for discussion</li> <li>• Continue a conversation through multiple exchanges</li> <li>• Describe familiar people, places, things, and events, and with prompting, provide details</li> <li>• Add drawings or other visual displays to descriptions when appropriate to clarify ideas, thoughts, and feelings</li> <li>• Speak audibly and express thoughts, feelings, and ideas clearly</li> </ul>	<ul style="list-style-type: none"> <li>• Participate in collaborative conversations with diverse partners about grade 1 topics with peers and adults in small and larger groups.</li> <li>• Follow agreed upon rules for discussion</li> <li>• Build upon others' talk in conversations by responding to the comments of others through multiple exchanges</li> <li>• Ask questions to clear up confusion</li> <li>• Describe people, places, things, and events with relevant details, clearly expressing ideas and feelings</li> <li>• Add drawings or other visual displays to descriptions when appropriate to clarify ideas, thoughts, and feelings</li> </ul>	<ul style="list-style-type: none"> <li>• Participate in collaborative conversations with diverse partners about grade 2 topics with peers and adults in small and larger groups.</li> <li>• Follow agreed upon rules for discussion</li> <li>• Build upon others' talk in conversations by linking responses to remarks of others</li> <li>• Ask for clarification and further explanation as needed</li> <li>• Ask questions of speaker to clarify comprehension</li> <li>• Tell a story or recount an experience with appropriate facts and details, speaking audibly in coherent sentences</li> </ul>



**Table 1: Content and Objectives of the Incredible Years® Child Training Programs (aka Dina Dinosaur Social Emotional Skills and Problem-Solving Curriculum) for ages 4-8**


Content	Objectives	Content	Objectives
<b>Apatasaurus Unit: Making Friends &amp; Learning School Rules</b>		<b>Triceratops Unit: Understanding &amp; Detecting Feelings</b>	
	<ul style="list-style-type: none"> <li>• Understanding the importance of rules.</li> <li>• Participating in the process of rule making.</li> <li>• Understanding what will happen if rules are broken.</li> <li>• Learning how to earn rewards for good behaviors.</li> <li>• Learning to build friendships.</li> </ul>	<p><b>Part 1:</b> Wally Teaches Clues to Detecting Feelings</p> <p><b>Part 2:</b> Wally Teaches Clues to Understanding Feelings</p>	<ul style="list-style-type: none"> <li>• Learning words for different feelings.</li> <li>• Learning how to tell how someone is feeling from verbal and nonverbal expressions.</li> <li>• Increasing awareness of nonverbal facial communication used to portray feelings.</li> <li>• Learning different ways to relax.</li> <li>• Understanding why different feelings occur.</li> <li>• Understanding feelings from different perspectives.</li> <li>• Practicing talking about feelings.</li> </ul>
<b>Iguanadon Unit: How to be Successful in School</b>		<b>Stegosaurus Unit: Wally Teaches Problem Solving Steps</b>	
<p><b>Part 1:</b> Listening, Waiting, Quiet Hands Up</p> <p><b>Part 2:</b> Concentrating, Checking, and Cooperating</p>	<ul style="list-style-type: none"> <li>• Learning how to listen, wait, avoid interruptions, and put up a quiet hand to ask questions in class.</li> <li>• Learning how to handle other children who poke fun and interfere with the child's ability to work at school.</li> <li>• Learning how to stop, think, and check work first.</li> <li>• Learning the importance of cooperation with the teacher and other children.</li> <li>• Practicing concentrating and good classroom skills.</li> </ul>	<p><b>Part 1:</b> Identifying Problems and Solutions</p> <p><b>Part 2:</b> Finding More Solutions</p> <p><b>Part 3:</b> Thinking of Consequences</p>	<ul style="list-style-type: none"> <li>• Learning how to identify a problem.</li> <li>• Thinking of solutions to hypothetical problems.</li> <li>• Learning verbal assertive skills.</li> <li>• Learning how to inhibit impulsive reactions.</li> <li>• Understanding what apology means.</li> <li>• Thinking of alternative solutions to problem situations such as being teased and hit.</li> <li>• Learning to understand that solutions have different consequences.</li> <li>• Learning how to critically evaluate solutions – one's own and others.</li> </ul>






**Table 1: Content and Objectives of the Incredible Years® Child Training Programs (aka Dina Dinosaur Social Emotional Skills and Problem-Solving Curriculum) for ages 4-8**

<i>Content</i>	<i>Objectives</i>	<i>Content</i>	<i>Objectives</i>
<b>Tyrannosaurus Rex Unit: Tiny Turtle Teaches Anger Management</b>		<b>Allosaurus Unit: Molly Manners Teaches How to be Friendly</b>	
<b>Part 4:</b> Detective Wally Teaches How to Control Anger  <b>Part 5:</b> Problem Solving Step 7 and Review	<ul style="list-style-type: none"> <li>• Recognizing that anger can interfere with good problem solving.</li> <li>• Understanding Tiny Turtle’s story about managing anger and getting help.</li> <li>• Understanding when apologies are helpful.</li> <li>• Recognizing anger in themselves and others.</li> <li>• Understanding anger is okay to feel “inside” but not to act out by hitting or hurting someone else.</li> <li>• Learning how to control anger reactions.</li> <li>• Understanding that things that happen to them are not necessarily hostile or deliberate attempts to hurt them.</li> <li>• Practicing alternative responses to being teased, bullied, or yelled at by an angry adult.</li> <li>• Learning skills to cope with another person’s anger.</li> </ul>	<b>Part 1:</b> Helping  <b>Part 2:</b> Sharing  <b>Part 3:</b> Teamwork and School  <b>Part 4:</b> Teamwork at Home	<ul style="list-style-type: none"> <li>• Learning what friendship means and how to be friendly.</li> <li>• Understanding ways to help others.</li> <li>• Learning the concept of sharing and the relationship between sharing and helping.</li> <li>• Learning what teamwork means.</li> <li>• Understanding the benefits of sharing, helping and teamwork.</li> <li>• Practicing friendship skills.</li> </ul>
<b>Brachiosaurus Unit: Molly Explains How to Talk With Friends</b>			
<b>Part 1:</b> Tell, Listen, Ask  <b>Part 2:</b> Tell, Listen, Ask	<ul style="list-style-type: none"> <li>• Learning how to ask questions and tell something to a friend.</li> <li>• Learning how to listen carefully to what a friend is saying.</li> <li>• Understanding why it is important to speak up about something that is bothering you.</li> <li>• Understanding how and when to give an apology or compliment.</li> <li>• Learning how to enter into a group of children who are already playing.</li> <li>• Learning how to make a suggestion rather than give commands.</li> <li>• Practicing friendship skills.</li> </ul>		




## Dinosaur Practice Activities–Academic and Social Goals

### Apatosaurus Unit I: Wally & Dina Teach School Rules

	Pre-reading Readiness	Reading	Pre-writing/ Writing	Fine Motor	Gross Motor	Listening/ Following Directions	Language/ Communication	Math & Science Concepts	Cognitive/ Creative/Drama	Social/Emotional	Level 1	Levels 2 & 3
I-1 Detective Interviews			X	X			X			X		X
I-2 Draw Pictures of Puppets or of Their Family			X	X					X	X	X	
I-3 Acquaintance Activities							X			X	X	X
I-4 Rules Poster	X		X	X						X	X	X
I-5 Read Books About Rules	X	X					X			X	X	X
I-6 School Rules Bingo	X					X				X	Bas.	Adv.
I-7 Pass the Valentine's Name Game						X	X			X	X	


## Dinosaur Practice Activities–Academic, Social and Emotional Goals Iguanodon Unit II: Dina Teaches About Doing Your Best in School

	Pre-reading Readiness	Reading	Pre-writing/ Writing	Fine Motor	Gross Motor	Listening/ Following Directions	Language/ Communication	Math & Science Concepts	Cognitive/ Creative/Drama	Social/Emotional	Level 1	Levels 2 & 3
II-1 Wally and Molly Listening Color Game			X	X		X				X	X	
II-2 Listening Bingo	X					X				X	Basic	Adv.
II-3 “Wally Says” Game					X	X					X	
II-4 “Show Me Five” Hand	X			X		X				X	X	X
II-5 Wally Matching or Concentration Pictures	X	X	X							X	Basic	Adv.
II-6 Wally & Molly Following Directions Game						X	X			X	X	
II-7 Read Books About Rules	X	X					X		X	X	X	X

# Dinosaur Practice Activities–Academic, Social and Emotional Goals


## Iguanodon Unit II: Dina Teaches About Doing Your Best in School

### Continued

	Pre-reading Readiness	Reading	Pre-writing/ Writing	Fine Motor	Gross Motor	Listening/ Following Directions	Language/ Communication	Math & Science Concepts	Cognitive/ Creative/Drama	Social/Emotional	Level 1	Levels 2 & 3
II-8 Following Directions Music and Songs						X	X			X	X	
II-9 Dare Directions						X					X	
II-10 What's the Difference? Game								X				X
II-11 Make a Class Rule Book	X		X	X		X				X	X	X
II-12 Following Directions Dinosaur Land- scape				X		X	X		X	X	X	X
II-13 Iguanodon Activity: Concentration Word Search		X	X	X		X				X		X
II-14 Concentrating Puzzles	X	X		X						X		X
II-15 Tornado Waiting + Taking Turns Games					X				X	X	X	

# Dinosaur Practice Activities–Academic, Social and Emotional Goals


## Triceratops Unit III: Wally Teaches About Understanding and Detecting Feelings

	Pre-reading Readiness	Reading	Pre-writing/ Writing	Fine Motor	Gross Motor	Listening/ Following Directions	Language/ Communication	Math & Science Concepts	Cognitive/ Creative/Drama	Social/Emotional	Level 1	Levels 2 & 3
III-1 Raggedy Wally & the Robot/Tin Man Hat Game					X	X			X	X	X	
III-2 Feelings Masks			X	X			X		X	X	X	
III-3 Happy Thought/Place & Happy Book	X		X	X			X		X	X	X	X
III-4 Feeling Dice	X						X			X	X	
III-5 Wally Feeling Faces Game	X					X	X			X	X	
III-6 Chrysalis Visualization					X	X		X	X	X	X	
III-7 Detecting Feelings With Our Eyes Game						X	X		X	X	X	
III-8 Wally Says — Feeling Game						X	X			X	X	
III-9 Show and Tell							X			X	X	
III-10 Compliment Circle Time							X			X	X	X
III-11 Picture Feeling Detective Game and Collage					X	X			X	X	X	

# Dinosaur Practice Activities–Academic, Social and Emotional Goals

## Triceratops Unit III: Wally Teaches About Understanding and Detecting Feelings


### Continued

	Pre-reading Readiness	Reading	Pre-writing/ Writing	Fine Motor	Gross Motor	Listening/ Following Directions	Language/ Communication	Math & Science Concepts	Cognitive/ Creative/Drama	Social/Emotional	Level 1	Levels 2 & 3
III-12 Feeling Spinning Wheel Game			X	X			X		X	X	X	
III-13 Feeling Music and Songs	X		X	X			X		X	X	X	X
III-14 Detecting Feelings With Our Ears Game	X						X			X	X	
III-15 Why...Because Game	X					X	X			X	X	
III-16 Relaxation Thermometer					X	X		X	X	X	X	
III-17 Pass the Detective Hat Game						X	X		X	X	X	
III-18 Play Hospital Game						X	X			X	X	
III-19 Role Plays							X			X	X	
III-20 Feeling Thermometer Experiment							X			X	X	X
III-21 Nursery Rhymes Feeling Activity												
III-22 Read Books About Feelings												
III-23 Trace Body Images & Draw Feeling Fingerprints			X	X	X		X	X		X	X	

# Dinosaur Practice Activities–Academic, Social and Emotional Goals

## Triceratops Unit III: Wally Teaches About Understanding and Detecting Feelings

### Continued


	Pre-reading Readiness	Reading	Pre-writing/ Writing	Fine Motor	Gross Motor	Listening/ Following Directions	Language/ Communication	Math & Science Concepts	Cognitive/ Creative/Drama	Social/Emotional	Level 1	Levels 2 & 3
III-24 Changing Feelings Game						X	X			X	X	X
III-25 Feeling Bingo Game	X		X			X	X	X		X	Basic	Adv.
III-26 Wally's Accident Detection Game						X	X		X	X	X	X
III-27 Back to Back Game					X		X			X	X	
III-28 Feeling Puppets Game							X		X	X	X	
III-29 Feeling Puzzles	X			X			X			X	X	
III-30 Love Line	X		X	X			X			X		X
III-31 Self-Encouragement Bubbles	X		X	X			X			X		X
III-32 A Book About Me or a Curious Cube	X		X	X			X			X		X
III-33 Feeling Puppets & Stuffed Animals Game							X			X	X	
III-34 Body Beautiful	X		X				X			X		X
III-35 Fantastic Mobiles	X		X	X			X			X	X	X



# Dinosaur Practice Activities–Academic, Social and Emotional Goals

## Triceratops Unit III: Wally Teaches About Understanding and Detecting Feelings


### Continued

	Pre-reading Readiness	Reading	Pre-writing/ Writing	Fine Motor	Gross Motor	Listening/ Following Directions	Language/ Communication	Math & Science Concepts	Cognitive/ Creative/Drama	Social/Emotional	Level 1	Levels 2 & 3
III-36 Action Emotions					X		X		X	X		X
III-37 Puppet Emotions			X				X			X	X	
III-38 Compliment Mirror			X	X			X			X	X	X
III-39 Class Book About Feelings	X		X				X			X	X	X
III-40 Three Magic Compliments							X			X	X	X
III-41 Mirror Game			X	X			X			X	X	X
III-42 Express Feelings in Music					X	X	X			X	X	X
III-43 Bread Faces				X			X			X	X	
III-44 Make Feeling Sculptures				X			X		X	X	X	X
III-45 Feeling Quilts			X	X			X		X	X	X	X
III-46 Feeling Magic Game						X	X			X	X	X
III-47 Feeling Bluff Game							X			X	X	X
III-48 Feeling Schedule	X						X			X	X	X
III-49 Make a Book — “What I’m good at”	X		X	X			X			X	X	X

# Dinosaur Practice Activities–Academic, Social and Emotional Goals


## Triceratops Unit III: Wally Teaches About Understanding and Detecting Feelings

### Continued

	Pre-reading Readiness	Reading	Pre-writing/ Writing	Fine Motor	Gross Motor	Listening/ Following Directions	Language/ Communication	Math & Science Concepts	Cognitive/ Creative/Drama	Social/Emotional	Level 1	Levels 2 & 3
III-50 Wally's Feeling Fishing Game	X						X			X	X	X
III-51 My Triceratops Feeling Dictionary	X	X	X	X			X		X	X		X
III-52 Families are Special Class Book	X	X	X	X			X		X	X		X
III-53 Changing Feelings Pipe Cleaner Game				X			X		X	X		X
III-54 Feelings Graph	X	X	X				X	X		X		X
III-55 Dina Feeling Songs						X	X			X	X	X
III-56 Feeling Shaving Cream Game			X	X	X		X		X	X	X	
III-57 Feeling Cake Walk	X				X	X	X			X	X	
III-58 Feeling Checks				X			X		X	X	X	
III-59 Make Click Beetles				X		X			X	X	X	
III-60 Feelings Sorting Game	X			X		X	X	X		X	X	
III-61 Wally Feelings Puppets				X			X		X	X	X	
III-62 Firefly Activity	X			X			X		X	X	X	
III-63 Good Thoughts Writing Activities			X	X			X		X	X		X


# Dinosaur Practice Activities–Academic, Social and Emotional Goals

## Stegosaurus Unit IV: Wally Teaches How to Problem Solve


	Pre-reading Readiness	Reading	Pre-writing/ Writing	Fine Motor	Gross Motor	Listening/ Following Directions	Language/ Communication	Math & Science Concepts	Cognitive/ Creative/Drama	Social/Emotional	Level 1	Levels 2 & 3
IV-1 Wally's Solution Detective Kit	X		X	X			X		X	X	Basic	Adv.
IV-2 Class Solution Notebook	X		X	X			X	X	X	X		X
IV-3 Humpty Dumpty Game				X						X	X	X
IV-4 Let's Suppose Game						X	X			X	X	X
IV-5 Solution Matching Project	X			X					X	X	X	X
IV-6 Read <i>Wally's Detective Book for Solving Problems</i> (and other books)	X	X					X	X		X	X	X
IV-7 Wally & Molly Ask for Help With Their Problems					X		X		X	X	X	X
IV-8 Detective Club							X		X	X	X	X
IV-9 Pass the Detective Hat Game for Practicing Solutions							X	X	X	X	X	X
IV-10 Problem-Solving Puzzle	X			X						X	X	X
IV-11 Pass the Detective Hat Game for Practicing How to Evaluate a Solution							X	X	X	X	X	X
IV-12 Problem-Solving Bingo	X					X		X		X	Basic	Adv.

## Dinosaur Practice Activities–Academic, Social and Emotional Goals

### Stegosaurus Unit IV: Wally Teaches How to Problem Solve Continued


	Pre-reading Readiness	Reading	Pre-writing/ Writing	Fine Motor	Gross Motor	Listening/ Following Directions	Language/ Communication	Math & Science Concepts	Cognitive/ Creative/Drama	Social/Emotional	Level 1	Levels 2 & 3
IV-13 Problem-Solving Memory Game	X							X	X	X	X	
IV-14 Use Nursery Rhymes	X	X					X			X	X	
IV-15 Problem-Solving Sequencing Game	X							X	X	X	X	
IV-16 Wally's Camping Problem							X		X	X	X	
IV-17 Wally Problem-Solving Maze			X	X			X		X	X	Basic	Adv.
IV-18 Cooperative Art Poster			X	X			X		X	X	X	X
IV-19 Make a Problem-Solving Video							X		X	X		X
IV-20 Wally's Tower				X			X		X	X		X
IV-21 Cooperative Tinker Toys/Legos				X	X		X		X	X	X	
IV-22 Cooperative Clay Modeling				X	X		X		X	X	X	
IV-23 Solution Treasure Hunt					X		X		X	X	X	X
IV-24 "What if" Detective Hat Game						X	X	X	X	X	X	X
IV-25 Wally's Advanced Solution Detective Kit	X	X					X		X	X		X
IV-26 Solve A Mystery							X			X	X	

## Dinosaur Practice Activities–Academic, Social and Emotional Goals Stegosaurus Unit IV: Wally Teaches How to Problem Solve Continued

	Pre-reading Readiness	Reading	Pre-writing/ Writing	Fine Motor	Gross Motor	Listening/ Following Directions	Language/ Communication	Math & Science Concepts	Cognitive/ Creative/Drama	Social/Emotional	Level 1	Levels 2 & 3
IV-27 Pass the Dinosaur Egg	X					X	x		X	X	X	X
IV-28 Wally's Solution Fishing Game	X	X					X		X	X	X	X
IV-29 Detective Report	X	X	X			X	X			X		X
IV-30 Problem Solving Detective Reports	X	X	X				X			X		X
IV-31 Problem Solving Mystery Play					X	X	X		X	X		X
IV-32 Make a Fort				X			X	X		X	X	X
IV-33 Sharing Practice Game				X			X		X	X	X	
IV-34 Decorate "Ask" Solution Card	X		X	X			X		X	X	X	
IV-35 Tornado Waiting and Taking Turns Game						X	X		X	X	X	
IV-36 Lego Solution Challenge Game				X		X	X		X	X	X	
IV-37 Wally's Amazing Coat Activity				X		X	X		X		X	
IV-38 Rainbow Fish Activity			X	X		X	X		X	X	X	
IV-39 Shape Trading Game	X					X				X	X	
IV-40 Solution Key Chain				X		X				X	X	X


# Dinosaur Practice Activities–Academic, Social and Emotional Goals

## Tyrannosaurus Rex Unit V: Tiny Turtle Teaches Anger Management

	Pre-reading Readiness	Reading	Pre-writing/ Writing	Fine Motor	Gross Motor	Listening/ Following Directions	Language/ Communication	Math & Science Concepts	Cognitive/ Creative/Drama	Social/Emotional	Level 1	Levels 2 & 3
V-1 Visualization					X	X			X	X	X	X
V-2 Turtle Vests			X	X				X	X	X	X	
V-3 Thermometer Experiment							X	X	X	X	X	X
V-4 Tiny's Anger Bingo Game	X	X				X	X	X		X	Basic	Adv.
V-5 Anger Thermometer Drawing	X		X				X	X		X	X	X
V-6 Tiny's Anger Puzzles	X	X		X						X	X	
V-7 Teasing Shields			X	X			X			X	X	
V-8 Read Book: <i>Wally Learns a Lesson From Tiny Turtle</i>	X	X				X	X			X	X	X
V-9 Read Book: <i>Wally's Detective Book for Solving Problems at School</i>									X	X	X	X
V-10 Anger Sequencing Game	X	X						X		X	X	
V-11 Pass the Hat for Practicing Anger Control	X	X					X		X	X	X	X
V-12 Blow Away Anger Balloon Game					X	X				X	X	
V-13 Wally's Advanced Detective Kit		X					X			X	X	X
V-14 Read Books About Anger	X	X					X			X	X	X

# Dinosaur Practice Activities–Academic, Social and Emotional Goals


## Tyrannosaurus Rex Unit V: Tiny Turtle Teaches Anger Management Continued

	Pre-reading Readiness	Reading	Pre-writing/ Writing	Fine Motor	Gross Motor	Listening/ Following Directions	Language/ Communication	Math & Science Concepts	Cognitive/ Creative/Drama	Social/Emotional	Level 1	Levels 2 & 3
V-15 Tiny's Obstacle Course					X	X				X	X	
V-16 Tiny's Anger Mazes			X	X			X			X	Basic	Adv.
V-17 Fairness Game							X		X	X	X	X
V-18 Make Turtle Puppets				X				X	X	X	X	X
V-19 Anger Memory Game	X						X			X	X	X
V-20 Roll a Turtle				X						X	X	
V-21 Turtle Detective	X							X		X	X	
V-22 Be a Turtle									X	X	X	
V-23 Turtle Dance					X					X	X	
V-24 Body of Anger							X			X	X	X
V-25 Turtle Parachute					X				X	X	X	
V-26 Play Dough Turtles				X			X	X	X	X	X	X
V-27 Make Dinosaur Place Mats	X		X	X			X			X	X	X
V-28 Make Large Turtle Shells				X			X	X	X	X	X	X
V-29 Read <i>Wally's Detective Book for Solving Problems at Home</i>		X							X	X	X	X




## Dinosaur Practice Activities–Academic, Social and Emotional Goals

### Allosaurus Unit VI: Molly Teaches How to be Friendly


	Pre-reading Readiness	Reading	Pre-writing/ Writing	Fine Motor	Gross Motor	Listening/ Following Directions	Language/ Communication	Math & Science Concepts	Cognitive/ Creative/Drama	Social/Emotional	Level 1	Levels 2 & 3
VI-1 Dina's Friendly Feet			X	X			X			X	X	
VI-2 Ice Cream Social							X			X	X	
VI-3 Friendship Maze			X	X	X		X			X	Basic	Adv.
VI-4 Guided Block Building Game				X		X	X			X	X	X
VI-5 Helping at Home Class Notebook	X		X	X			X			X		X
VI-6 Helping Parents Card			X	X			X			X	X	X
VI-7 Helping Hands Snack				X						X	X	
VI-8 Dinosaur Stencils			X	X						X	X	
VI-9 Cooperative Tinker Toys/Legos/Duplos			X	X	X		X		X	X	X	
VI-10 Cooperative Art Poster			X	X			X		X	X	X	X
VI-11 Cooperative Clay Modeling			X	X	X		X		X	X	X	
VI-12 Cooperative Snacks						X	X			X	X	
VI-13 Paper Chain			X	X			X		X	X	X	
VI-14 Shared Friendship Activity			X	X			X			X	X	

## Dinosaur Practice Activities–Academic, Social and Emotional Goals

### Allosaurus Unit VI: Molly Teaches How to be Friendly Continued


	Pre-reading Readiness	Reading	Pre-writing/ Writing	Fine Motor	Gross Motor	Listening/ Following Directions	Language/ Communication	Math & Science Concepts	Cognitive/ Creative/Drama	Social/Emotional	Level 1	Levels 2 & 3
VI-15 Cooperative “Favorite Things” Poster			X	X			X		X	X	X	X
VI-16 Wally’s Tallest Tower				X			X	X		X	X	X
VI-17 Teamwork Chore at Home and School							X			X	X	
VI-18 Read Book: <i>Wally’s Detective Book for Solving Problems at School</i>	X	X				X	X			X	X	X
VI-19 Peer Coaching				X	X		X			X	X	
VI-20 Secret Pal Books	X	X								X		X
VI-21 Make Sock Puppets							X		X	X	X	
VI-22 Read Book: <i>Wally’s Detective Book for Solving Problems at Home</i>	X	X				X	X			X	X	X
VI-23 Family Team Uniforms										X	X	
VI-24 Pass the Detective Hat for How to be Friendly	X	X					X		X	X	X	X
VI-25 Friendship Bingo Game	X					X	X			X	Basic	Adv.
VI-26 Family Project				X			X			X	X	X
VI-27 Fantastic Mobiles			X	X			X			X	X	X

## Dinosaur Practice Activities–Academic, Social and Emotional Goals Allosaurus Unit VI: Molly Teaches How to be Friendly Continued

	Pre-reading Readiness	Reading	Pre-writing/ Writing	Fine Motor	Gross Motor	Listening/ Following Directions	Language/ Communication	Math & Science Concepts	Cognitive/ Creative/Drama	Social/Emotional	Level 1	Levels 2 & 3
VI-28 A Book About Me or a Curious Cube	X		X	X			X			X	X	X
VI-29 Friendship Bulletin Board							X			X	X	
VI-30 Friendship and Compliment Songs and Cheers							X		X	X	X	
VI-31 Name Puzzles	X			X						X	X	
VI-32 Helping at Home Practice Activities			X				X			X	X	
VI-33 Friendship Graph	X							X		X		X
VI-34 Friendship Letter	X		X	X			X			X		X
VI-35 Birthday Card	X		X	X			X			X	X	X
VI-36 Read Books About Friends	X		X	X			X			X		X
VI-37 Make Me Laugh Book	X		X	X			X			X		X
VI-38 Friendship Quilt			X	X							X	
VI-39 Share Photographs							X			X	X	X
VI-40 Book About Families	X	X	X	X			X			X		X
VI-41 Design a Dinosaur			X	X				X			X	X


## Dinosaur Practice Activities–Academic, Social and Emotional Goals

### Allosaurus Unit VI: Molly Teaches How to be Friendly Continued

	Pre-reading Readiness	Reading	Pre-writing/ Writing	Fine Motor	Gross Motor	Listening/ Following Directions	Language/ Communication	Math & Science Concepts	Cognitive/ Creative/Drama	Social/Emotional	Level 1	Levels 2 & 3
VI-42 Pet Graph							X	X		X	X	X
VI-43 Teamwork Color Art			X	X			X			X	X	X
VI-44 Teamwork Straw Art				X			X	X		X	X	X
VI-45 Blindfolded Maze Drawing				X		X	X			X	X	
VI-46 Likes and Dislikes							X			X	X	X
VI-47 Showing You Love Someone							X			X	X	X
VI-48 Friends Book of Activities	X	X	X	X			X			X	X	X
VI-49 Friends Can Be Silly							X		X	X	X	
VI-50 Puppet Show	X						X		X	X	X	X
VI-51 Three-legged Walk					X		X			X	X	
VI-52 Make a Friendship Video							X		X	X		X
VI-53 Cooperative Floor Puzzle				X		X	X			X		X
VI-54 Teamwork Charts		X	X			X	X			X		X
VI-55 Helping Hands				X			X			X	X	
VI-56 Puppet Practice				X		X	X		X		X	X


## Dinosaur Practice Activities–Academic, Social and Emotional Goals

### Allosaurus Unit VI: Molly Teaches How to be Friendly Continued

	Pre-reading Readiness	Reading	Pre-writing/ Writing	Fine Motor	Gross Motor	Listening/ Following Directions	Language/ Communication	Math & Science Concepts	Cognitive/ Creative/Drama	Social/Emotional	Level 1	Levels 2 & 3
	VI-57 Hats off to Friendly Kids	X	X							X		X
	VI-58 Friendship Words	X	X				X			X		X
	VI-59 Friendship Detective Patrol						X		X	X		X
	VI-60 Friendship Behavior Folder					X	X		X	X		X


# Dinosaur Practice Activities–Academic, Social and Emotional Goals

## Brachiosaurus Unit VII: Molly Explains How to Talk With Friends

	Pre-reading Readiness	Reading	Pre-writing/ Writing	Fine Motor	Gross Motor	Listening/ Following Directions	Language/ Communication	Math & Science Concepts	Cognitive/ Creative/Drama	Social/Emotional	Level 1	Levels 2 & 3
VII-1 Make Puppets and Introductions						X	X			X	X	
VII-2 Detective Interview — All About My Friend			X	X		X	X	X		X		X
VII-3 Twenty Questions Game: Guess What?						X	X			X	X	X
VII-4 Clay Modeling: Guess What?				X			X			X	X	
VII-5 Pass the Detective Hat for How to be Friendly	X	X				X	X		X	X	X	X
VII-6 “Mother May I Borrow” Game						X	X		X	X		
VII-7 Pass the Detective Hat for Practicing How to Talk to Others	X	X				X	X		X	X	X	X
VII-8 Make Dinosaurs				X			X	X	X	X	X	X
VII-9 Wally’s Big Ears Game				X		X	X			X	X	X
VII-10 Wally and Molly Dolls				X		X	X		X	X	X	
VII-11 Molly’s Listening Game						X	X			X	X	
VII-12 Read Book: <i>Wally’s Detective Book for Solving Problems at School</i>	X	X			X	X	X		X	X	X	X
VII-13 Read Book: <i>Wally’s Detective Book for Solving Problems at Home</i>	X	X				X	X			X	X	X
VII-14 Secret Pal Books	X	X		X			X		X	X		X

# Dinosaur Practice Activities–Academic, Social and Emotional Goals

## Brachiosaurus Unit VII: Molly Explains How to Talk With Friends Continued

	Pre-reading Readiness	Reading	Pre-writing/ Writing	Fine Motor	Gross Motor	Listening/ Following Directions	Language/ Communication	Math & Science Concepts	Cognitive/ Creative/Drama	Social/Emotional	Level 1	Levels 2 & 3
VII-15 Story Telling	X					X	X			X	X	X
VII-16 Mystery Object							X			X	X	
VII-17 Blind Sculpture				X		X	X	X	X	X	X	
VII-18 Make Up Stories	X	X	X				X		X	X	X	X
VII-19 Word and Letter Games			X	X			X			X		X
VII-20 Say “NO” to Wrong Doing	X	X	X	X			X		X	X		X
VII-21 Asking to Share Game							X		X	X	X	
VII-22 “Molly Says” Game				X	X	X	X			X	X	
VII-23 Please and Thank You Game							X		X	X	X	
VII-24 Practice Listening Game					X	X				X	X	
VII-25 Baby Dina Puppets	X		X	X					X	X	X	
VII-26 Dina Friendly Solutions			X	X		X	X			X		X
VII-27 Cooperative Poster				X		X	X		X	X		X
VII-28 Small Group Show and Tell with Questions						X	X			X	X	
VII-29 Limited Art Project				X		X	X		X	X	X	X
VII-30 Wally Listening Game				X		X	X		X		X	