

Dina Dinosaur's Checklist

Level One, Unit One

Apatosaurus: Wally and Dina Teach School Rules

DVD #1: Apatosaurus

SITE: _____ DATE: _____

LEADER NAMES: _____ TIME: _____

VIGNETTES COVERED:

Apatosaurus Unit: Narration before Vignette 4 (optional may use narration for rules discussion)

LESSONS COVERED: 1 2 3 4

Circle which vignettes and lessons you completed.

(n) = narration included

*Indicates recommended level one vignettes

DID I

YES

NO

- | | | |
|---|-------|-------|
| 1. Open circle time with predictable routine | _____ | _____ |
| 2. Dina greets children and explains Dinosaur School | _____ | _____ |
| 3. Children are taught opening circle time song | _____ | _____ |
| 4. Talk about group rules (use rules cue cards) | _____ | _____ |
| 5. Time Out to calm down is explained | _____ | _____ |
| 6. Children practice Time Out to calm down | _____ | _____ |
| 7. Dina's detective manual/home activities are explained | _____ | _____ |
| 8. Send letter #1, Yr. 1 to parents | _____ | _____ |
| 9. Call parents to explain importance of their involvement | _____ | _____ |
| 10. Do role plays/practices about following directions | _____ | _____ |
| 11. Do the following practice activities: (check those completed) | | |
| a. Detective Interviews (I-1) | _____ | _____ |
| b. Draw Pictures of Puppets or of Their Family (I-2) | _____ | _____ |
| c. An Acquaintance Activity (I-3) | _____ | _____ |
| d. Rules Poster (I-4) | _____ | _____ |
| e. Read <i>Wally Meets Dina</i> book & books about rules (I-5) | _____ | _____ |

- f. Rules Bingo (basic version or abbreviated to 4 rules for preschoolers) (1-6) _____
- g. Decorate line drawings of Dina (listening) _____
- h. Apatosaurus Activity #2 (see Home Activities manual) _____


Others (additional activities can be found and described in Book One; please describe here other activities you used to strengthen this skill):

12. Promote Concepts by: (check those completed) _____

_____ Coaching and praising children who follow directions

_____ Praising children for putting up quiet hands, listening in circle time, keeping hands to self

Self-Evaluation & Notes



Dina Dinosaur's Checklist

Level One, Unit Two

Iguanodon Unit Two: Dina Teaches about Doing Your Best at School

DVD #1: Iguanodon

SITE: _____ DATE: _____

LEADER NAMES: _____ TIME: _____

VIGNETTES COVERED:

Iguanodon Unit: 1(n)*	2	3	4	5	6	7*	8*	9*	10	11
12	13	14	15	16	17	18	19	20	21	22
23	24	25	26	27	28	29	30	31	32	33*
34										

LESSONS COVERED: 5 6 7 8

Circle which vignettes and lessons you completed.

(n) means narration included.

*Indicates recommended level one vignettes

DID I

YES

NO

- | | | |
|---|-------|-------|
| 1. Open circle time with predictable routine | _____ | _____ |
| 2. Review and practice group rules | _____ | _____ |
| 3. Explain "Show Me Five" | _____ | _____ |
| 4. Review homework activities completed | _____ | _____ |
| 5. Call parents to explain importance of their involvement | _____ | _____ |
| 6. Do role plays about following directions | _____ | _____ |
| 7. Send letter #2, Yr. 1 to parents | _____ | _____ |
| 7. Do the following practice activities: (check those completed) | | |
| a. Wally and Molly Listening Color Game (II-1) | _____ | _____ |
| b. Listening Bingo (reduce to 4 squares for level one) (II-2) | _____ | _____ |
| c. Wally Says Game (II-3) | _____ | _____ |
| d. Discuss Show Me Five Hand (II-4) | _____ | _____ |
| e. Tornado Bottle (see IV-35) | _____ | _____ |
| f. Wally and Molly Following Directions Song and Game (II-6) | _____ | _____ |
| g. Put out books about rules, listening and following directions (II-7) | _____ | _____ |
| h. Following Directions Music and Songs (II-8) | _____ | _____ |

i. Following Directions Dinosaur Landscape (II-12) _____

j. Toronado Waiting and Taking Turns Game (II-15) _____


Others (additional activities can be found and described in Book One; please describe here other activities you used to strengthen this skill):

8. Promote Concepts by: (check those completed) _____

_____ Coaching and praising children who were following directions

_____ Praising children for putting up quiet hands, listening in circle time, Showing Me Five

Self-Evaluation & Notes



Dina Dinosaur's Checklist

Level One, Unit Three

Triceratops: Wally Teaches About Understanding and Detecting Feelings

DVD #1: Triceratops

SITE: _____ DATE: _____

LEADER NAMES: _____ TIME: _____

VIGNETTES COVERED:

Triceratops Unit:	1*(n)	2*	3*	4*	5*	6*	7*	8	9*	10*	11*
	12	13*	14*	15*	16*	17*	18*	19*(n)*	S-7*		

LESSONS COVERED:	9	10	11	12	13	14	15	16	17	18	19
	20	21	22								

Circle which vignettes and lessons you completed.

(n) = narration included

*Indicates recommended level one vignettes

DID I

YES

NO

- | | | |
|---|-------|-------|
| 1. Open circle time with predictable routine | _____ | _____ |
| 2. Talk about Wally's relaxation secrets | _____ | _____ |
| 3. Put out books about feelings in library | _____ | _____ |
| 4. Do "show and tell" | _____ | _____ |
| 5. Role play/practice feeling states | _____ | _____ |
| 6. Sing feeling songs | _____ | _____ |
| 7. Review home activity books | _____ | _____ |
| 8. Send letters #3 & #4, year 1, to parents | _____ | _____ |
| 9. Explain unit to parents when possible | _____ | _____ |
| 10. Do the following practice activities: (check those completed) | | |
| a. Raggedy Wally & Tin Man Hat Game (III-1) | _____ | _____ |
| b. Feeling Masks (III-2) | _____ | _____ |
| c. Happy Thoughts/Place Book (III-3) | _____ | _____ |
| d. Feeling Dice (III-4) | _____ | _____ |
| e. Wally Feeling Faces Game (III-5) | _____ | _____ |

- | | | |
|---|-------|-------|
| f. Chrysalis Visualization (III-6) | _____ | _____ |
| g. Detecting Feelings with Our Eyes (III-7) | _____ | _____ |
| h. Wally Says—Feeling Game (III-8) | _____ | _____ |
| i. Show and Tell (III-9) | _____ | _____ |
| j. Compliment Circle Time (III-10) | _____ | _____ |
| k. Picture Feeling Detective Game (III-11) | _____ | _____ |
| l. Feeling Spinning Wheel Game (III-12) | _____ | _____ |
| m. Feeling Music and Songs (III-13) | _____ | _____ |
| n. Detecting Feelings with our Ears (III-14) | _____ | _____ |
| o. Relaxation Thermometer (III-16) | _____ | _____ |
| p. Pass the Detective Hat Game (III-17) | _____ | _____ |
| q. Play Hospital Game (III-18) | _____ | _____ |
| r. Role Plays (III-19) | _____ | _____ |
| s. Feeling Thermometer Experiment (III-20) | _____ | _____ |
| t. Nursery Rhymes Feeling Activity (III-21) | _____ | _____ |
| u. Read Books About Feelings (III-22) | _____ | _____ |
| v. Trace Body Images & Draw Feeling Fingerprints (III-23) | _____ | _____ |
| w. Changing Feelings Game (III-24) | _____ | _____ |
| x. Feeling Bingo Game (III-25) | _____ | _____ |
| y. Back to Back Game (III-27) | _____ | _____ |
| z. Feeling Puppets Game (III-28) | _____ | _____ |
| aa. Love Line (III-30) | _____ | _____ |
| bb. A Book About Me or A Curious Cube (III-32) | _____ | _____ |
| cc. Bread Faces (III-43) | _____ | _____ |
| dd. Feeling Shaving Cream Game (III-56) | _____ | _____ |
| ee. Feeling Cake Walk (III-57) | _____ | _____ |
| ff. Make Puppets (III-58) | _____ | _____ |
| gg. Make Click Beetles (III-59) | _____ | _____ |
| hh. Feelings Sorting Game (III-60) | _____ | _____ |
| ii. Wally Compliment Puppet (III-61) | _____ | _____ |
| jj. Firefly Activity (III-62) | _____ | _____ |

Others (additional activities can be found and described in Book One; please describe here other activities you used to strengthen this skill):


11. Promote Concepts by: (check those completed)

_____ Coaching and praising children who were following directions and classroom rules

_____ Praising children using their words to express their feelings

_____ Describing children's feeling states and emotion coaching

Self-Evaluation & Notes



Dina Dinosaur's Checklist

Level One, Unit Four

Stegosaurus: Wally Teaches How to Problem Solve

DVD #2: Stegosaurus

SITE: _____ **DATE:** _____

LEADER NAMES: _____ **TIME:** _____

VIGNETTES COVERED:

Stegosaurus Unit (n)*	1*	2	3	4*	5	6*	7*	8	9(n)
10*(n)	11								

LESSONS COVERED: 23 24 25 26 27 28 29 30 31 32 33
34

Circle which vignettes and lessons you completed.

(n) = narration included

*Indicates recommended level one vignettes

DID I

YES

NO

- | | | |
|---|-------|-------|
| 1. Open circle time with predictable routine | _____ | _____ |
| 2. Talk about Wally's problem solving steps | _____ | _____ |
| 3. Read books about problem solving (& put out on book shelf) | _____ | _____ |
| 4. Used Solution Detective Kit with children | _____ | _____ |
| 5. Role play problem solving solutions with puppets | _____ | _____ |
| 6. Use nursery rhymes to talk about problem solving steps | _____ | _____ |
| 7. Dina's detective manual/home activities are explained | _____ | _____ |
| 8. Review home activity books | _____ | _____ |
| 9. Send Letter #5 & #6, Yr. 1, to parents | _____ | _____ |
| 10. Explain unit to parents when possible | _____ | _____ |
| 11. Do the following practice activities: (check those completed) | | |
| a. Wally's Solution Detective Kit (IV-1) | _____ | _____ |
| b. Class Solution Notebook (IV-2) | _____ | _____ |
| c. Humpty Dumpty Game (IV-3) | _____ | _____ |
| d. Solution Matching Art Project (IV-5) | _____ | _____ |


- e. Read *Wally's Detective Book for Problem Solving* (IV-6) _____
- f. *Wally & Molly Ask for Help* (IV-7) _____
- g. *Detective Club* (IV-8) _____
- h. *Pass the Hat for Practicing Solutions* (IV-9) _____
- i. *Problem Solving Puzzle* (IV-10) _____
- j. *Pass the Hat for Evaluating Solutions* (IV-11) _____
- k. *Problem Solving Bingo* (IV-12) _____
- l. *Problem Solving Memory Game* (IV-13) _____
- m. *Use Nursery Rhymes* (IV-14) _____
- n. *Problem Solving Sequencing Game* (IV-15) _____
- o. *Wally Problem Solving Maze* (IV-17) _____
- p. *Wally's Solution Fishing Game* (IV-28) _____
- q. *Make a Fort* (IV-32) _____
- r. *Sharing Practice Game* (IV-33) _____
- s. *Tornado Waiting and Asking Game* (IV-35) _____
- t. *Lego Solution Challenge Game* (IV-36) _____
- u. *Wally's Amazing Coat Activity* (IV-37) _____
- v. *Rainbow Fish Activity* (IV-38) _____
- w. *Shape Trading Game* (IV-39) _____

Others (additional activities can be found and described in Book One; please describe here other activities you used to strengthen this skill):

12. Promote Concepts by: (check those completed)

- _____ Praising children who were staying calm and trying to problem solve
- _____ Coaching children to problem solve and think of solutions
- _____ Praising children using their words to express themselves
- _____ Describing children's feeling states

Self-Evaluation & Notes



Dina Dinosaur's Checklist

Level One, Unit Five

Tyrannosaurus Rex: Tiny Turtle Teaches Anger Management

DVD #2: T-Rex Unit

SITE: _____ DATE: _____

LEADER NAMES: _____ TIME: _____

VIGNETTES COVERED:

T-Rex Unit (n)*	11*	12*	13	14	15	16	17	18	19	S-25*
S-26*	S-27*	S-28								

LESSONS COVERED: 35 36 37 38 39 40

Circle which vignettes and lessons you completed.
(n) means narration included.

*Indicates recommended level one vignettes

DID I

YES

NO


- | | | |
|---|-------|-------|
| 1. Open circle time with predictable routine | _____ | _____ |
| 2. Review Wally's problem solving steps | _____ | _____ |
| 3. Put out books about anger control in library | _____ | _____ |
| 4. Use Solution Detective Kit with children | _____ | _____ |
| 5. Talk about anger steps with puppets | _____ | _____ |
| 6. Teach Calm Down Thermometer | _____ | _____ |
| 7. Review home activity books | _____ | _____ |
| 8. Send letter #7 Yr. 1 to parents | _____ | _____ |
| 9. Explain unit to parents when possible | _____ | _____ |
| 10. Do the following practice activities: (check those completed) | | |
| a. Turtle Shell Visualization (V-1) | _____ | _____ |
| b. Make Turtle Vests (V-2) | _____ | _____ |
| c. Thermometer Experiment (V-3) | _____ | _____ |
| d. Tiny's Anger Bingo Game (V-4) | _____ | _____ |
| e. Anger Thermometer Drawing (V-5) | _____ | _____ |
| f. Teasing Shields (V-7) | _____ | _____ |
| g. Read <i>Wally Learns a Lesson from Tiny Turtle</i> (V-8) | _____ | _____ |

- k. Anger Sequence Game (V-10) _____
- l. Pass the Hat for Practicing Anger Control (V-11) _____
- m. Blow Away Anger Balloon Game (V-12) _____
- n. Read books about problem solving and anger (V-14) _____
- o. Tiny's Obstacle Course (V-15) _____
- p. Tiny's Anger Mazes (V-16) _____
- q. Make Turtle Puppets (V-18) _____
- r. Anger Memory Game (V-19) _____
- s. Roll a Turtle (V-20) _____
- t. Turtle Detective (V-21) _____
- u. Turtle Dance (V-23) _____
- v. Body of Anger (V-24) _____
- w. Play Dough Turtles (V-26) _____
- x. Dinosaur Place Mats (V-27) _____
- y. Large Turtle Shells (V-28) _____
- h. Put out books about rules, listening and following directions (II-7) _____
- j. Class Solution Notebook (IV-2) _____
- i. Read *Wally's Book for Solving Problems at School* (IV-9) _____
- j. Solution Treasure Hunt (IV-23) _____

Others (additional activities can be found and described in Book One; please describe here other activities you used to strengthen this skill):

11. Promote Concepts by: (check those completed) _____
- _____ Praising children who were staying calm and problem solving
 - _____ Coached children to problem solve
 - _____ Praising children using their words to express themselves
 - _____ Describing children's feeling states

Self-Evaluation & Notes



Dina Dinosaur's Checklist

Level One, Unit Six

Allosaurus: Molly Teaches How to Be Friendly

DVD #3: Allosaurus

SITE: _____ DATE: _____

LEADER NAMES: _____ TIME: _____

VIGNETTES COVERED:

Allosaurus Unit:	1*	2*	3*	4*	5*	6*	7	8(n)	9	10(n)	11*		
12*	13	14	15	16*	17*	18	19	(n)*20*	(n)*21*	22*	23*	24*	
25*	26(n)	27	28(n)*	29*	30	31	32	S-29	S-30	S-31*	S-32*	S-33	S-34
S-35	S-36	S-37	S-38	S-39									

LESSONS COVERED:	41	42	43	44	45	46	47	48	49	50	51
	52	53	54								

Circle which vignettes and lessons you completed.

(n) = narration included

*Indicates recommended level one vignettes

DID I

YES

NO

- | | | |
|---|-------|-------|
| 1. Open circle time with predictable routine | _____ | _____ |
| 2. Talk about how to be friendly | _____ | _____ |
| 3. Put out books about friendships in library | _____ | _____ |
| 4. Continue to use Solution Detective Kit with children | _____ | _____ |
| 5. Role play friendship solutions with students | _____ | _____ |
| 6. Use books to talk about friendship issues | _____ | _____ |
| 7. Review home activity books | _____ | _____ |
| 8. Send letter #8 to parents | _____ | _____ |
| 9. Explain unit to parents when possible | _____ | _____ |
| 10. Do the following practice activities: (check those completed) | | |
| a. Dina's Friendly Feet (VI-1) | _____ | _____ |
| b. Ice Cream Social (VI-2) | _____ | _____ |
| c. Friendship Maze (VI-3) | _____ | _____ |
| d. Guided Block Building Game (VI-4) | _____ | _____ |
| e. Helping Hands Activity (VI-6) | _____ | _____ |

- | | | |
|--|-------|-------|
| f. Helping Hands Snack (VI-7) | _____ | _____ |
| g. Dinosaur Stencils (VI-8) | _____ | _____ |
| h. Cooperative Duplos or Clay Modeling (VI-9) | _____ | _____ |
| i. Cooperative Art Poster (VI-10) | _____ | _____ |
| j. Cooperative Clay Modeling (VI-11) | _____ | _____ |
| k. Cooperative Snacks (VI-12) | _____ | _____ |
| l. Paper Chain (VI-13) | _____ | _____ |
| m. Shared Friendship Activity (VI-14) | _____ | _____ |
| n. Wally's Tallest Tower (VI-16) | _____ | _____ |
| o. Cooperative "Favorite Things" Poster (VI-17) | _____ | _____ |
| p. Do <i>Wally's Detective Book for Solving Problems at School and Home</i> with puppets (VI-18) | _____ | _____ |
| q. Peer Coaching (VI-19) | _____ | _____ |
| r. Sock Puppets (VI-21) | _____ | _____ |
| s. Read <i>Wally's Detective Book for Solving Problems at Home</i> (VI-22) | _____ | _____ |
| t. Pass the Detective Hat Game (VI-24) | _____ | _____ |
| u. Friendship Bingo Game (VI-25) | _____ | _____ |
| v. Family Project (VI-26) | _____ | _____ |
| w. Fantastic Mobiles (VI-27) | _____ | _____ |
| x. Class Friendship Book of Activities | _____ | _____ |
| y. Friendship Bingo, Mazes, Memory Games (VI-3, 25) | _____ | _____ |
| z. Curious Cube (VI-28) | _____ | _____ |
| aa. Read books about friends (VI-36) | _____ | _____ |
| bb. Design a Dinosaur (VI-41) | _____ | _____ |
| cc. Teamwork Color Art or Straw Art (VI-44) | _____ | _____ |
| dd. Friendship Detective Club | _____ | _____ |
| ee. Puppet Plays about Friendship Issues (VI-50) | _____ | _____ |
| ff. Make Up Friendship Stories | _____ | _____ |
| gg. Floor Puzzle (VI-53) | _____ | _____ |
| hh. Helping Hands (VI-55) | _____ | _____ |
| ii. Puppet Practice (VI-56) | _____ | _____ |
| jj. Rainbow Fish Activity (see prior unit IV-38) | _____ | _____ |

Others (additional activities can be found and described in Book One; please describe here other activities you used to strengthen this skill):

11. Promote Concepts by: (check those completed)

_____ Praising children who were showing friendly behaviors (helping, sharing, teamwork)


_____ Using Peer Coaching to strengthen friendly behaviors

_____ Praising children using their words to express themselves

_____ Describing children's feeling states

_____ Read books about friendships

Self-Evaluation & Notes



Dina Dinosaur's Checklist

Level One, Unit Seven

Brachiosaurus: Molly Explains How to Talk with Friends

DVD #3: Brachiosaurus

SITE: _____ DATE: _____

LEADER NAMES: _____ TIME: _____

VIGNETTES COVERED:

Brachiosaurus Unit: (n)*	1	2	3*	4*	5	6	7(n)	8*	9*
10n*	11	12	13	14	15	16*	Oscar	17	18
S-45	S-46	S-47	S-48	S-49	S-50				
						S-40*	S-41	S-42	S-43, S-44*

LESSONS COVERED: 55 56 57 58 59 60 61 62 63 64 65

Circle which vignettes and lessons you completed.

(n) means narration included.

*Indicates recommended level one vignettes

DID I

YES

NO

- | | | |
|---|-------|-------|
| 1. Open circle time with predictable routine | _____ | _____ |
| 2. Talk about how to be friendly | _____ | _____ |
| 3. Put out books about friendships in library | _____ | _____ |
| 4. Continue to use Solution Detective Kit with children | _____ | _____ |
| 5. Role play friendship solutions with students | _____ | _____ |
| 6. Use books to talk about friendship issues | _____ | _____ |
| 7. Review home activity books | _____ | _____ |
| 8. Send letter #9 to parents | _____ | _____ |
| 9. Explain unit to parents when possible | _____ | _____ |
| 10. Do the following practice activities: (check those completed) | | |
| a. Make Puppets & Practice Introductions (VII-1) | _____ | _____ |
| b. Fact Finding Interview (VII-2) | _____ | _____ |
| c. Mystery Object or Twenty Questions Game: Guess What? (VII-3) | _____ | _____ |
| d. Clay Modeling: Guess What? Game (VII-4) | _____ | _____ |
| e. "Mother, May I Borrow" Game (VII-6) | _____ | _____ |

- f. Pass the Detective Hat Game & How to Talk to Others (VII-5, 7) _____
- g. Make Dinosaurs (VII-8) _____
- h. Wally's Big Ears Game (VII-9) _____
- i. Wally and Molly Dolls (VII-10) _____
- j. Molly's Listening Game (VII-11) _____
- k. Do *Wally's Detective Book for Solving Problems at Home and School* with puppets (VII-12, 13) _____
- l. Make Up Friendship Stories (VII-18) _____
- m. Asking to Share Game (VII-21) _____
- n. "Molly Says" Game (VII-22) _____
- o. Please and Thank You Game (VII-23) _____
- p. Practicing Listening Game (VII-24) _____
- q. Baby Dina Puppets (VII-25) _____
- r. Small Group Show & Tell (VII-28) _____
- s. Class Friendship Book of Favorite Activities _____
- t. Social Skills Bingo, Mazes, Memory Games _____
- u. Read books about Friends (VII-36) _____
- v. Make Invitations for Graduation _____
- w. Prepare Skits and Songs for Graduation with Parents _____

Others (additional activities can be found and described in Book One; please describe here other activities you used to strengthen this skill):

11. Promote Concepts by: (check those completed)

- _____ Praising children who were showing friendly behaviors (helping, sharing, teamwork)
- _____ Using Peer Coaching to strengthen friendly behaviors
- _____ Praising children using their words to express themselves
- _____ Describing children's feeling states

Self-Evaluation & Notes